

Manta DLG 1.5m short kit – by aerowerkes.com

Here is a great low-cost way to get building a legendary Balsa and wood short Kit: \$28.

We are showing a report from an actual build by Tom Leach.

The short kit supplier is highly recommended - <http://www.aerowerkes.com/>

Free plans for Manta:- <https://dlgstarter.com/index5.html>

Also Review:- RC Plans - <http://rc-plans.com/catalog/item38.html>

Youtube:- <https://youtu.be/t-VOct176lI>

f3k Manta balsawing dlG - <https://www.youtube.com/watch?v=SH3K9MW-TBA>

Manta DLG first flights - <https://youtu.be/z-Gn7vFmep0>

Manta DLG" prvo probno trimovanje i nameštanje CG-a - https://youtu.be/y4Y_lhD4pVs

Manta DLG at the slope - <https://youtu.be/8pHXXevrqMM>

Manta DLG Maiden – Rendy - <https://youtu.be/Ni55MssM68E>

Manta DLG maiden flight - <https://youtu.be/81WDHXoPtWY>

Dlg "Manta" by Flyfreakuser - https://youtu.be/9fJA_ftlIRc

Manta DLG Maiden – Geode - https://youtu.be/54_d1tuElbU

DLG Manta 150cm - <https://youtu.be/twtkDmtzE0s>

Manta DLG - <https://youtu.be/274uAeOhNQA>

Manta DLG first flights 2 - <https://youtu.be/tlI7LqnfZIU>

Another Build Thread – use Translator Russian -

<https://aviamodelka.ru/forum/index.php?/topic/2367-manta-dlg-%D1%80%D0%B5%D1%88%D0%B8%D0%BB-%D0%BF%D0%BE%D1%81%D1%82%D1%80%D0%BE%D0%B8%D1%82%D1%8C-%D0%BC%D0%B5%D1%82%D0%B0%D0%BB%D0%BA%D1%83/>

Manta – RCGroups

<https://www.rcgroups.com/forums/showthread.php?688041-Project-Rays-Manta>

Back to the balsa constructions, there is The Manta – a beautifully designed elliptical wing and AG-Family airfoil that allows for the various camber settings... It is unbeatable.

The plans are located in the respective [RCGroups thread](#) where you'll find the build logs and many more.

This glider is looking astonishing, and so do it flies.

Give it a try and you won't be disappointed with the performance.



Facebook Report:-

[Tom Leach](https://www.facebook.com/tomleach1980) <https://www.facebook.com/tomleach1980>

[MENIFEE VALLEY FLYERS](https://www.facebook.com/groups/MVF.MEMBERS/) <https://www.facebook.com/groups/MVF.MEMBERS/>

Manta DLG 1.5m short kit arrived. I'm really excited for this build. Will use the wing and tail feathers from the kit. Going with 3D printed pod and roll wrapped tapered carbon tube for the fuse. I may even use a hidden rotary drive for the flaperons.

Dave puts together a great kit. This will be my second build from one of his kits.

They can be found here:


<http://www.aerowerkes.com/>

<http://www.aerowerkes.com/Gliders.html>

MANTA

60" wis

Ribs, Pod, Stab, Rudder & Wingtips \$ 28



[Tom Leach](#) **MENIFEE VALLEY FLYERS**


Moderator

[oSodptesrn0i470f1m753m808,362h4iml815uc4c1u40r0 h1a9aM2h03 3](#)

Looks like rain this weekend. So instead of readying my buzzards and batteries, some hangar time is due.

This is my current progress on my Manta DLG 1.5m. I am working on filing all the groves needed into the spar topper. This design build calls for a traditional built-up spar instead of a carbon rod, definitely not standard for a DLG.

What's going on in your hangar? Show me your build or repair you're working on.




[Tom LeachMENIFEE VALLEY FLYERS](#)

Moderator

[·Spdnoesrtoae0iig01t1mhnghi2iht23h475 ff5g20ac85gt2mu ,6fJuii ·](#)

I've been getting back into build-mode with the 1.5m Manta DLG. Latest progress includes sheeting the top and bottom of the wing leading edge. Next up is working on the wing tip and the full length flaperon.



Using satin pins to lightly hold the sheeting in place while it's glued with some super thin CA.



Double checking the fit once the sheeting is bend over the ribs.



Top sheeting in place, now time the bottom



A touch of wood glue for the bottom ribs so we have some work time getting bottom sheeting in place.



Used a little lightweight spackle as filler along the seams and some preliminary sanding...satisfying results 😊



Starting to look like a DLG wing. Looking forward to using the wide flaperons to experiment with in-flight camber adjustment.

Supplier:-

Aero-Werkes

Laser-Cut Flying Balsa Model kits

This site last updated on 01-08-2026



About DPCM

It's now been 23 years since we've opened our doors in 1998 to the modelling community and I'm proud to say that it has been a sincere pleasure serving all my guest from around the world. I also appreciate all the emails and those who took the time to sign my guestbook. I can't tell you enough how much I value your comments.

My original goals haven't changed over the years. I still try to provide the best possible service and offer quality kits at the lowest price possible only now the field of production is a little bit wider. I hope these meet with everyone's approval and I'm looking forward to another few years.

Sincerely,

Dave Cowell

A Division of DPC Models, Ltd.